

# TM 5-6675-205-20P

DEPARTMENT OF THE ARMY TECHNICAL MANUAL

---

ORGANIZATIONAL MAINTENANCE REPAIR PARTS  
AND SPECIAL TOOLS LISTS

THEODOLITE: DIRECTIONAL; 0.002/MIL GRADUATION: 5.9 IN. LONG  
TELESCOPE; DETACHABLE TRIBRACH; W/ACCESSORIES AND TRIPOD  
(WILD HEERBRUGG MODEL T-2-56-C-MIL) FSN 6675-682-4635  
(WILD HEERBRUGG MODEL T-2-56-M-MIL) FSN 6675-796-9439  
(WILD HEERBRUGG MODEL T-2-56-M-MIL, REFERENCE)  
(WILD HEERBRUGG MODEL T-2-56-C-MIL, REFERENCE)  
FSN 6675-988-5225

---

HEADQUARTERS, DEPARTMENT OF THE ARMY  
10 DECEMBER 1969

CHANGE }  
No. 2 }

HEADQUARTERS  
DEPARTMENT OF THE ARMY  
WASHINGTON, D. C., 24 JUNE 1992

**Organizational Maintenance Repair Parts and Special Tools Lists**

**THEODOLITE: DIRECTIONAL 0.002/MIL GRADUATION: 5.9 IN. LONG  
TELESCOPE; DETACHABLE TRIBRACH; W/ACCESSORIES AND TRIPOD  
(WILD HEERBRUGG MODEL T-2-56-C-MIL) FSN 6675-682-4635  
(WILD HEERBRUGG MODEL T-2-56-M-MIL) FSN 6675-796-9439  
(WILD HEERBRUGG MODEL T-2-56-M-MIL, REFERENCE)  
(WILD HEERBRUGG MODEL T-2-56-C-MIL, REFERENCE)  
FSN 6675-988-5225**

TM 5-6675-205-20P, 10 December 1969, is changed as follows:

Page v, Paragraph. Lines 5 through 8 should be changed to read "Commander, U.S. Army Troop Support Command, ATTN: AMSTR-MMTS, 4300 Goodfellow Blvd., St. Louis, MO 63120-1798."

Page 8. Delete the following in their entirety:

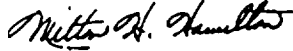
Line 00105	FSN 6135-937-4118	Battery, Power Supply	Fig 5, Item 5
Line 00106		Axle, Dummy Battery	Fig 5, Item 3
Line 00107		Body, Battery	Fig 5, Item 2
Line 00108		Nut: Dummy Battery	Fig 5, Item 4
Line 00109		Washer: Dummy Battery	Fig 5, Item 1

Page 20. Figure 5 is superseded by the attached Figure 5.

All changes, additions, or deletions of Federal Stock Numbers or Manufacturer's Code and Part Numbers within this change should be appropriately reflected in the index.

By Order of the Secretary of the Army:

Official:



MILTON H. HAMILTON  
*Administrative Assistant to the  
Secretary of the Army*

GORDON R. SULLIVAN  
*General, United States Army  
Chief of Staff*

DISTRIBUTION:

To be distributed in accordance with DA Form 12-25E, (qty rqr block no. 5257).

Change }  
No. 1 }

HEADQUARTERS  
DEPARTMENT OF THE ARMY  
Washington, D. C. 25 August 1970

**Organizational Maintenance Repair Parts and Special Tools Lists  
THEODOLITE: DIRECTIONAL; 0.002/MIL GRADUATION: 5.9 IN. LONG  
TELESCOPE; DETACHABLE TRIBRACH; W/ACCESSORIES AND TRIPOD  
(WILD HEERBRUGG MODEL T-2-56-C-MIL) FSN 6675-682-4635  
(WILD HEERBRUGG MODEL T-2-56-M-MIL) FSN 6675-796-9439  
(WILD HEERBRUGG MODEL T-2-56-M-MIL, REFERENCE)  
(WILD HEERBRUGG MODEL T-2-56-C-MIL, REFERENCE)  
FSN 6675-988-5225**

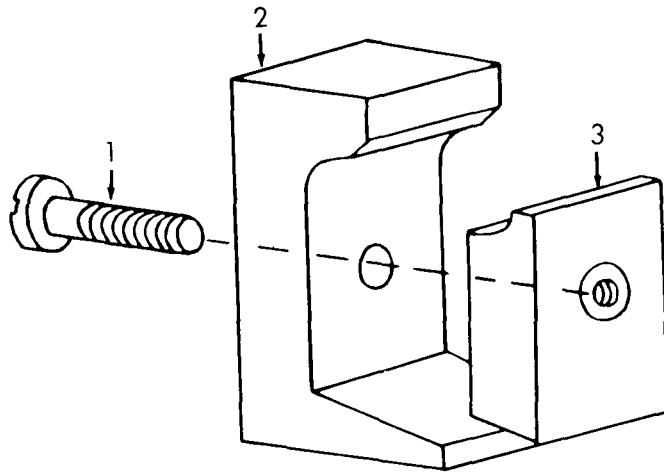
Current as of 1 June 1970

TM 5-6675-205-20P, 10 December 1969 is changed  
as follows:

*Page VII, Section II.* Prescribed Load Allowance,  
Group 6703. CLAMP ASSEMBLY part No. 10014716

(09786) is deleted.

*Following page 24,* Figures 10 and 11 are added  
as follows:

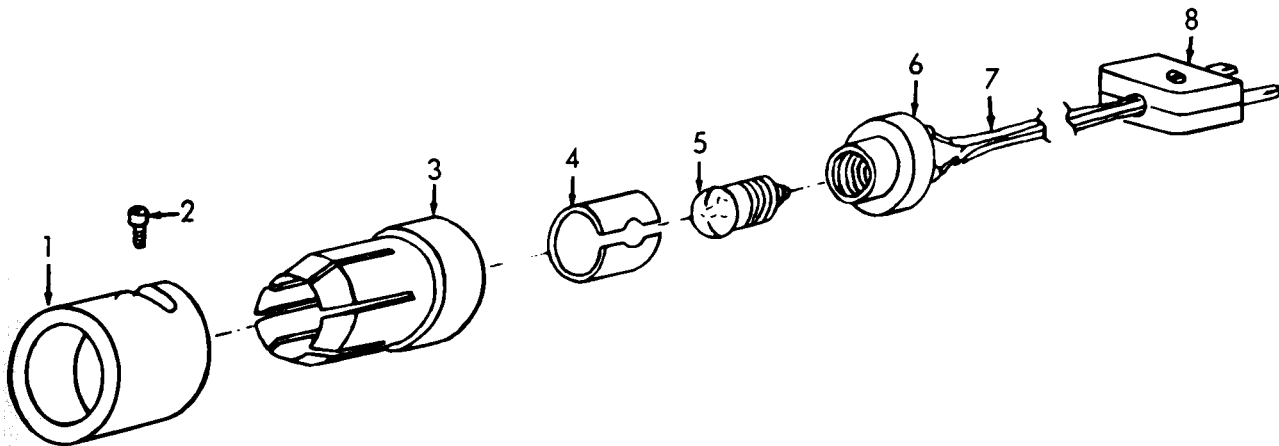


ME 6675-205-20P/10 C1

INDEX TO PARTS, FIGURE 10

Reference Number	Functional Group	Item Name
1	6703	SCREW
2	6703	YOKE
3	6703	BLOCK

*Figure 10. Clamp explode.*



ME 6675-205-20P/11 C1

INDEX TO PARTS, FIGURE 11

Reference Number	Functional Group	Item Name
1	6703	SLEEVE
2	6703	SCREW
3	6703	CONNECTOR
4	6703	RING
5	6705	LAMP
6	6703	SOCKET
7	6713	CABLE
8	6713	PLUG

Figure 11. Eye piece adapter explode.

All changes, additions, or deletions of Federal Stock Numbers or Manufacturer's Part Numbers within

these changes should be appropriately reflected in the index.

PAGE	LINE	ACTION	1		RECOVERA- BILITY	3	DESCRIPTION	4	5	6	7	8						
			SOURCE	MAINTENANCE AND RECOVERABILITY CODE								FEDERAL STOCK NUMBER	DESCRIPTION	UNIT OF ISSUE	QTY INC IN	QTY INC IN	15 DAY ORGANIZATIONAL MAINT ALLOWANCE	FIGURE NO.
7	00093						6703-MECHANICAL, STRUCTURAL, AND PRECISION PARTS											
	0093J	CHANGE COLUMN 1	X2	0			CLAMP ASSEMBLY 10014716 (09786)											
11	0144A						6713-MISCELLANEOUS WIRING AND FITTINGS											
	0144B	ADD COLUMN 2				1440-936-8272	CABLE 10194010 (09786)											

By Order of the Secretary of the Army:

W. C. WESTMORELAND,  
*General, United States Army,*  
*Chief of Staff.*

Official:

KENNETH G. WICKHAM,  
*Major General, United States Army,*  
*The Adjutant General.*

Distribution:

To be distributed in accordance with DA Form 12-25, Section I, organizational maintenance requirements for Equipment: Mapping and Surveying.

☆ U.S. GOVERNMENT PRINTING OFFICE: 1970-431121/230



HEADQUARTERS  
DEPARTMENT OF THE ARMY  
WASHINGTON, D. C., 10 December 1969

ORGANIZATIONAL MAINTENANCE REPAIR PARTS AND SPECIAL TOOLS LISTS

THEODOLITE: DIRECTIONAL; 0.002-MIL GRADUATION: 5.9-IN. LONG  
TELESCOPE; DETACHABLE TRIBRACH; W/ACCESSORIES AND TRIPOD  
(WILD HEERBRUGG MODEL T-2-56-C-MIL) FSN 6675-682-4635  
(WILD HEERBRUGG MODEL T-2-56-M-MIL) FSN 6675-796-9439  
(WILD HEERBRUGG MODEL T-2-56-M-MIL, REFERENCE)  
(WILD HEERBRUGG MODEL T-2-56-C-MIL, REFERENCE)  
FSN 6675-988-5225

Current as of 27 November 1968

	Paragraph	Page
Section I. INTRODUCTION		
Scope.....	1	iii
General.....	2	iii
Explanation of columns.....	3	iii
Special information.....	4	iv
How to locate repair parts.....	5	iv
Abbreviations.....	6	v
Federal supply codes for manufacturers.....	7	v
Recommendations for maintenance manual improvements. ....	8	v
II. PRESCRIBED LOAD ALLOWANCE.....		vii
Section III. SPECIAL TOOLS, TEST AND SUPPORT EQUIPMENT FOR ORGANIZATIONAL MAINTENANCE (NOT APPLICABLE )		
IV. REPAIR PARTS FOR ORGANIZATIONAL MAINTENANCE		
Group 18. Body, Cab, Hood, and Hull		
1808 Stowage racks, boxes, straps, carrying cases, cable reel, hose reels, etc. ....		1
67. Precision Instruments and Systems, Mechanical, Electrical, Electronic		
6700 Theodolite .....		5
6702 Optics .....		6
6703 Mechanical, structural, and precision parts .....		7
6704 Batteries .....		8
6705 Fuses and lamps .....		9
6713 Miscellaneous wiring fittings .....		11
6718 Compass and level .....		11
6719 Tripods .....		12
95. General Use Standardized Parts		
9501 Bulk materiel .....		14
99. Parts Peculiar		
9901 Multi-listed parts .....		15
Section V. FEDERAL STOCK NUMBER AND REFERENCE NUMBER INDEX		

\*This manual together with TM 5-6675-205-35P, 10 December 1969 supersedes TM 5-6675-205-25P, 16 February 1966, including all changes.

# SECTION I. INTRODUCTION

## 1. Scope

This manual lists repair parts required for the performance of organizational maintenance of the theodolite.

## 2. General

a. The Repair Parts List is arranged as follows:

(1) Individual parts and major assemblies are listed alphabetically by item name within the numbered functional groups.

(2) Assembly components and subassemblies are indented and listed alphabetically by item name under major assemblies.

b. This Repair Parts and Special Tools List is divided into the following sections:

(1) *Prescribed Load Allowance (PLA) — Section II.* A consolidated listing of repair parts quantitatively allocated for initial stockage at the organizational level. *This is a mandatory stockage allowance.*

(2) *Special Tools, Test and support Equipment - Section III.* A list of special tools, test and support equipment authorized for the performance of maintenance at the organizational level, (Not Applicable).

(3) *Repair Parts - Section IV.* A list of repair parts authorized for the performance of maintenance at the organizational level.

(4) *Federal Stock Number and Reference Number Index - Section V.* A list of Federal stock numbers followed by reference numbers in ascending alpha-numeric sequence, cross-referenced to index number,

## 3. Explanation of Columns

The following provides an explanation of columns in the tabular lists in Sections II, III, and IV;

a. *Source, Maintenance and Recoverability Codes (SMR).*

(1) Source code indicates the selection status and source for the listed item. Source codes are:

<i>Code</i>	<i>Explanation</i>
<b>P</b>	Applied to repair parts which are stocked in or supplied from DSA/GSA or Army supply system, and authorized for use at indicated maintenance categories.
<b>M</b>	Applied to repair parts which are not procured or stocked but are to be manufactured at indicated maintenance categories.
<b>A</b>	Applied to assemblies which are not procured or stocked as such, but are made up of two or more units, each of which carry individual stock numbers and descriptions and are procured and stocked separately and can be assembled by units at indicated maintenance categories.
<b>X</b>	Applied to parts and assemblies which are not procured or stocked, the mortality of which is normally below that of the applicable end item or component, and the failure of which should result in retirement of the

<i>Code</i>	<i>Explanation</i>
	end item from the supply system.
<b>X1</b>	Applied to repair parts which are not procured or stocked, the requirement for which will be supplied by use of the next higher assembly or component.
<b>X2</b>	Applied to repair parts which are not stocked. The indicated maintenance category requiring such repair parts will attempt to obtain them through cannibalization; if not obtainable through cannibalization, such repair parts will be requisitioned with supporting justification through normal supply channels.
<b>G</b>	Applied to major assemblies that are procured with PEMA (Procurement Equipment Missiles Army) funds for initial issue only, to be used as exchange assemblies at DSU and GSU maintenance level. These assemblies will not be stocked above DSU and GSU level or returned to depot supply level.

Note. Source code is not shown on common hardware items known to be readily available in Army supply channels and through local procurement.

(2) Maintenance code indicates the lowest category of maintenance authorized to install the listed item. The maintenance level code is:

<i>Code</i>	<i>Explanation</i>
0.....	Organizational maintenance

(3) Recoverability code indicates whether unserviceable items should be returned for recovery or salvage. Items not coded are expendable. Recoverability codes are:

<i>Code</i>	<i>Explanation</i>
<b>R</b>	Applied to repair parts (assemblies and components which are considered economically repairable at direct and general support maintenance levels. When the maintenance capability to repair these items does not exist, they are normally disposed of at the GS level. When supply considerations dictate, some of these repair parts may be listed for automatic return to supply for depot level repair as set forth in AR 710-50, When so listed, they will be replaced by supply on an exchange basis.
<b>T</b>	Applied to high dollar value recoverable repair parts which are subject to special handling and are issued on an exchange basis. Such repair parts are normally repaired or overhauled at depot maintenance activities.
<b>U</b>	Applied to repair parts specifically selected for salvage by reclamation units because of precious metal content, critical materials, or high dollar value reusable casings or castings.

(4) This column also lists, below the SMR code, an index number for each item in ascending numerical sequence, which is used to locate items in the publication when the Federal stock number and/or reference number is known.

b. *Federal Stock Number.* This column indicates the Federal stock number for the item.

c. *Description.* This column indicates the Federal item name and any additional description of the item required. A part number or other reference number is followed by the applicable five-digit Federal sup-

ply code for manufacturers in parentheses. Material required for manufacture or fabrication is identified.

*d. Unit of Issue.* This column indicates the unit used as a basis for issue, e.g., ea, pr, ft, yd, etc.

*e. Quantity Incorporated in Unit Pack.* This column indicates the actual quantity contained in the unit pack.

*f. Quantity Incorporated in Unit.* This column indicates the quantity of the item used in the functional group.

*g. Fifteen-Day Organizational Maintenance Allowance, Column (4) of Section II and Column (7) of Section III and IV.*

(1) The allowance columns are divided into four subcolumns. Indicated in each subcolumn is the quantity of items authorized for the number of equipments supported. Items authorized for use as required but not for initial stockage are identified with an asterisk in the allowance column.

(2) The quantitative allowances for organizational level of maintenance represents one initial prescribed load for a 15-day period for the number of equipments supported. Units and organizations authorized additional prescribed loads will multiply the number of prescribed loads authorized by the quantity of repair parts reflected in the appropriate density column applicable to the number of items supported to obtain the total quantity of repair parts authorized.

(3) Organizational units providing maintenance for more than 100 of these equipments shall determine the total quantity of parts required by converting the equipment quantity to a decimal factor by placing a decimal point before the next to last digit of the number to indicate hundredths, and multiplying the decimal factor by the parts quantity authorized in the 51-100 allowance column. Example, authorized allowance for 51-100 equipments is 40; for 150 equipments multiply 40 by 1.50 or 60 parts required.

(4) Subsequent changes to allowances will be limited as follows: No change in the range of items is authorized. If additional items are considered necessary, recommendation should be forwarded to U.S. Army Mobility Equipment Command for exception or revision to the allowance list. Revisions to the range of items authorized will be made by this Command based upon engineering experience, demand data, or TAERS information.

*h. Illustration, Column (8).* This column is divided as follows:

(1) *Figure number Column (8)(a).* Indicates the figure number of the illustration in which the item is shown.

(2) *Item number, Column (8)(b).* Indicates the callout number used to reference the item in the illustration.

## 4. Special Information

*a.* Identifications of the usable on codes included in column (2) of section II and column (3) of section III and IV of this publication are:

Code	Used On
A	Theodolite Model T2-56-M-MIL
B	Theodolite Model T-2-56-C-MIL
C	Theodolite Model T-2-56-M-MIL, Reference and Theodolite Model T-2-56-C-MIL, Reference, when listed parts are replaced or added in standard models.

Repair parts not symbolized are applicable to all models covered in this manual.

*b.* Repair parts mortality has been based on 1,000 hours of operation per year.

*c.* parts which require manufacture of assembly at a category higher than that authorized for installation will indicate in the source column the higher category.

*d.* The following publications pertain to the theodolite and its components:

TM 5-6675-296-12	Operator and organizational maintenance manual	
TM 5-6675-296-35	Field and depot maintenance manual	
TM 5-6675-296-35P	DS, GS, and Depot maintenance repair parts and special tools list	a n d

## 5. How to Locate Repair Parts

*a.* When Federal stock number or reference number is unknown:

(1) *First.* Using the table of contents, determine the functional group within which the repair part belongs.

(2) *Second.* Find the illustration covering the functional group to which the repair part belongs.

(3) *Third.* Identify the repair part on the illustration, and note the illustration figure and item number of the repair part.

(4) *Fourth.* Using the Repair Parts Listing, find the functional group to which the repair part belongs and locate the illustration figure and item number noted on the illustration.

*b.* When Federal stock number or reference number is known:

(1) *First.* Using the Index of Federal Stock Numbers and Reference Number, find the pertinent Federal Stock Number or Reference Number. This index is in ascending alpha-numeric sequence cross-reference to an index number

(2) *Second.* Using the Repair Part Listing, find the index number referenced in the Index of Federal Stock Numbers and Reference Numbers.

## 6. Abbreviations

dia . . . . .	diameter (s)
ea . . . . .	each
ft . . . . .	feet (foot )
Grp . . . . .	Group
in. . . . .	inch (es)
lb . . . . .	pound (s)
mtg . . . . .	mounting (s)
No. . . . .	number (s)
yd . . . . .	yard

## 7. Federal Supply Codes for Manufacturers

<i>Code</i>	<i>Manufacturer</i>
08288 . . . . .	Military Supply Standards
09786 . . . . .	Ordnance Supply Office

*Code*

*Manufacturer*

89905 . . . . .	Wild Heerbrugg Instruments, Inc.
96906 . . . . .	Military Standards Promulgated by Standardization Div Directorate of Logistic Services DSA

## 8. Recommendations for Maintenance Manual Improvements

Report of errors, omissions, and recommendations for improving this publication by the individual user is encouraged. Reports should be submitted on DA Form 2028 (Recommended Changes to Publications) and forwarded direct to Commanding General, U. S. Army Mobility Equipment Command, ATTN: AMSME-MPP, 4300 Goodfellow Boulevard, St. Louis, Mo. 63120.

SECTION II.  
 PRESCRIBED LOAD ALLOWANCE

(1) FEDERAL STOCK NUMBER	(2) DESCRIPTION	USEABLE ON CODE	(3)	(4)			
			QTY INC IN UNIT PACK	15-DAY (A)	ORG (B)	MAINT (C)	ALW (D)
			1-5	6-20	21-50	51-100	
	GROUP 18-BODY,CAB,HOOD, AND HULL 1808-STOWAGE RACKS,BOXES,STRAPS, CARRYING CASES, CABLE REELS, HOSE REELS, ETC.						
6675-353-4103	PIN, CASE				2		2
7920-205-0565	BRUSH, DUSTING				2		2
	GROUP 67-PRECISION INSTRUMENTS AND SYSTEMS, MECHANICAL ELECTRICAL, ELECTRONIC 6703-MECHANICAL, STRUCTURAL, AND PRECISION PARTS						
1440-961-9686	ADAPTER, EYE PIECE ASSEMBLY				2		2
	CLAMP ASSEMBLY	C			2		2
	10014716(09786)	C					
	6704-BATTERIES						
6135-781-1099	BATTERY, DRY CELL		2	4	8		17
6135-937-4118	BATTERY,POWER SUPPLY						2
6150-378-9500	LEAD, ELECTRICAL				2		2
	6705-FUSES AND LAMPS						
6240-269-0929	LAMP, INCANDESCENT	C	2	3	5		10
6240-389-6453	LAMP, INCANDESCENT	A					2
6240-775-6399	LAMP, INCANDESCENT	C	2	3	5		10
6675-863-7471	FITTING, LAMP	A			2		2
	GROUP 99-PARTS PECULIAR 9901-MULTI-LISTED PARTS						
6240-389-6453	LAMP, INCANDESCENT	A					2
6240-389-6453	LAMP, INCANDESCENT	B			2		2
6240-389-6453	LAMP, INCANDESCENT				2		2

(1)	(2)	(3)	(4)	(5)	(6)	(7)	(8)
SMR CODE INDEX NO	FEDERAL STOCK NUMBER	DESCRIPTION  REFERENCE NO & MFR CODE	USABLE ON CODE  UNIT OF ISSUE	QTY INC IN UNIT PACK	QTY INC IN UNIT	15-DAY ORGANIZATIONAL MAINTENANCE ALW (A) (B) (C) (D)	ILLUS- TRATION (A) (B) FIG ITEM NO NO
SECTION IV. REPAIR PARTS FOR ORGANIZAGIONAL MAINTENANCE							
1		GROUP18 - BODY, CAB, HOOD AND HULL					
2		1808 - STOWAGE RACKS, BOXES, STRAPS, CARRYING CASES, CABLE REELS, HOSE REELS, ETC.					
X2 O 3	6675-963-6366	CASE, ASSEMBLY, ACCESSORY XT21-109MIL (89905) (COMPONENTS SAME AS CASE ASSEMBLY, (89905) XT21-109CMIL EXCEPT WHERE INDIVIDUAL COMPONENTS ARE ANNOTATED)		EA	1		2
P O 4	6675-863-7471	FITTING, LAMP T21-4W (89905)	A	EA	2	SEE GRP 6705	
X2 O 5		CASE ASSEMBLY, ACCESSORY XT21-109 CMIL (89905)	B	EA	1		2
X2 O 6		AUTO COLLIMATION EYEPIECE ASSEMBLY	B				
P O 7	7920-205-0565	BRUSH, DUSTING: WATCHMAKER		EA	1	* * 2 2	2 8
X1 8	6675-980-0118	CASE ASSEMBLY T21-251G (89905)		EA	1		2 3
X1 9		CASE T21-251 (89905)		EA	1		
X1 10		HOOK NT2-551A (89905)		EA	1		
M O 11		CHAMOIS, LEATHER MANUFACTURE FROM:		EA	1		2 9
P O 12	8330-965-1725	CHAMOIS, LEATHER: SUEDE FINISH, SIZE MEDIUM (7 1/2 IN. X 7 1/2 IN. REQUIRED)		EA	1	SEE GRP 9501	
X2 O 13	6675-446-1762	CONTAINER, GREASE HDF3-4 (89905)		EA	1		
X2 O 14	6675-930-6253	CONTAINER, PLASTIC: CIRCLE TEST RESULTS HDB1-39 (89905)		EA	1		2 12

(1)	(2)	(3)	(4)	(5)	(6)	(7)	(8)	(9)	(10)	(11)	(12)
SMR CODE INDEX NO	FEDERAL STOCK NUMBER	DESCRIPTION  REFERENCE NO & MFR CODE	USABLE ON CODE	UNIT OF ISSUE	QTY INC IN PACK	15-DAY MAINTENANCE ALW (A)	ORGANIZATIONAL ALW (B)	(C)	(D)	ILLUS- TRATION (A) FIG NO	(B) ITEM NO
P O 15	6675-378-9401	COVER, INSTRUMENT, PLASTIC NT2-549 (89905)		EA	1	*	*	*	*	2	4
P O 16	6675-378-9498	EYEPIECE, MICROSCOPE, DIAGONAL XT21-111 (89905)		EA	1	SEE GRP 6703					
P O 17	6675-378-9497	EYEPIECE, TELESCOPE, DIAGONAL XT21-110 (89905)		EA	1	SEE GRP 6702					
X2 O 18	6675-083-4760	FITTING, LAMP T21-4G (89905)	B	EA	2	SEE GRP 6705					
X2 O 19		ILLUMINATION, AUTO COLLIMATION EYEPIECE EB220-125 (89905)	B	EA	1	SEE GRP 6705					
P O 20	6650-624-3686	LENS, TELESCOPE: BLACK XT2-92 (89905)		EA	1	SEE GRP 6702					
P O 21	6675-353-4103	PIN, CASE: ADJUSTING 3A55 (89905)		EA	2	*	*	2	2	2	6
P O 22	5120-378-9303	SCREWDRIVER: FLAT TIP HM4-3 (89905)		EA	1	*	*	*	*	2	7
P O 23	5120-429-2949	WRENCH, TRIPOD 3A29 (89905)		EA	1	*	*	*	*	7	3
X2 O 24	6675-963-6365	CASE ASSEMBLY, BASE XT21-108MIL (89905)	A	EA	1						
X2 O 25		BASE ASSEMBLY T21-201-142A (89905)	A	EA	1					1	
X1 26		BASE T21-201 (89905)	A	EA	1					1	7
X1 27		BOLT: LEVER MTG T21-142A (89905)	A	EA	3					1	9
X1 28		PIN: LEVER BOLT MTG VSM127702-5X24 (89905)	A	EA	3					1	8
X2 O 29	6675-378-9365	COLLAR, GROUND PLATE NT2-284A (89905)	A	EA	1					1	6

(1)	(2)	(3)		(4)	(5)	(6)	(7)				(8)	
SMR CODE INDEX NO	FEDERAL STOCK NUMBER	DESCRIPTION  REFERENCE NO & MFR CODE	USABLE ON CODE	UNIT OF ISSUE	QTY INC IN UNIT PACK	QTY INC IN UNIT	15-DAY ORGANIZATIONAL MAINTENANCE ALW				(A) FIG NO	(B) ITEM NO
							(A) 1-5	(B) 6-20	(C) 21-50	(D) 51-100		
X2 0 00030		COLLAR: HOOD NT2-295A (89905)	A	EA		1					1	5
X2 0 00031		CONTAINER, SILICA JEL NT1-893-894-895 (89905)	A	EA		1					1	
X1 00032	6675-830-8689	CONTAINER: DESICANT NT1-893 (89905)	A	EA		1					1	2
X2 0 00033	6850-680-2233	DESICCANT, ACTIVATED: 1-1/2 LB CAN MSS6850-11 (08288)	A	EA		1					1	22
X1 00034		SCREEN NT1-894 (89905)	A	EA		1					1	14
X1 00035		WINDOW: DESICCANT CONTAINER NT1-895 (89905)	A	EA		1					1	15
X2 0 00036	6675-378-9364	LEVER, GROUND PLATE NT2-283 (89905)	A	EA		3					1	10
X2 0 00037		NUT: LEVER MTG T21-143A (89905)	A	EA		3					1	13
X2 0 00038		SCREW: COLLAR MTG DIN63-2X5 (89905)	A	EA		6					1	20
X2 0 00039		SCREW: NUT MTG CB18-36X4-7 (89905)	A	EA		3					1	1
X2 0 00040	5310-378-9306	WASHER, GROUND PLATE LT405 (89905)	A	EA		3					1	12
X2 0 00041		WASHER, RING: LEVER HDT1-11 (89905)	A	EA		3					1	11
X2 0 00042		CASE ASSEMBLY, BASE XT21-326CMIL (89905)	B	EA		1						
X2 0 00043		BASE ASSEMBLY T21-141-142A (89905)	B	EA		1					1	
X1 00044		BASE T21-141 (89905)	B	EA		1					1	7



(1)	(2)	(3)		(4)	(5)	(6)	(7)				(8)	
SMR CODE INDEX NO	FEDERAL STOCK NUMBER	DESCRIPTION  REFERENCE NO & MFR CODE	USABLE ON CODE	UNIT OF ISSUE	QTY INC IN UNIT PACK	QTY INC IN UNIT	15-DAY ORGANIZATIONAL MAINTENANCE ALW				ILLUS- TRATION (A) FIG	(B) ITEM NO
							(A) 1-5	(B) 6-20	(C) 21-50	(D) 51-100		
X1 00045		BOLT: LEVER MTG T21-142A (89905)	B	EA		3					1	9
X1 00046		PIN: LEVER BOLT MTG VSM127702-5X14 (89905)	B	EA		3					1	8
X2 0 00047	6675-378-9365	COLLAR, GROUND PLATE NT2-284A (89905)	B	EA		1					1	6
X2 0 00048		COLLAR: HOOD NT2-295A (89905)	B	EA		1					1	5
X2 0 00049	6675-378-9364	LEVER, GROUND PLATE NT2-283 (89905)	B	EA		3					1	10
X2 0 00050		NUT: LEVER MTG T21-143A (89905)	B	EA		3					1	13
X2 0 00051		SCREW: COLLAR MTG DIN63-2X5 (89905)	B	EA		6					1	20
X2 0 00052		SCREW: NUT MTG CB18-3LX4X7 (89905)	B	EA		3					1	1
X2 0 00053	5310-378-9306	WASHER, GROUND PLATE LT405 (89905)	B	EA		3					1	12
X2 0 00054		WASHER, RING: LEVER 15X8-2X0-7 (89905)	B	EA		3					1	11
X2 0 00055	6675-966-5793	CASE ASSEMBLY, TOOL: TRIPOD 3B35A36 (89905)		EA		1					8	5
X1 00056		BRACKET 3B36 (89905)		EA		1						
X1 00057		CASE 3B35A (89905)		EA		1						
X2 0 00058	6675-860-0171	RIVET TRIPOD STRAP DIN674-3X7-5 (89905)		EA		2						
X2 0 00059		WASHER 12X3-2X1 (89905)		EA		2						

(1)	(2)	(3)	(4)	(5)	(6)	(7)	(8)
SMR CODE INDEX NO	FEDERAL STOCK NUMBER	DESCRIPTION  REFERENCE NO & MFR CODE	USABLE ON CODE	QTY INC IN UNIT PACK	QTY INC IN UNIT	15-DAY ORGANIZATIONAL MAINTENANCE ALW (A) (B) (C) (D)	ILLUS- TRATION (A) (B) FIG ITEM NO NO
X2 0 00060		CASE, SHIPPING: THEODOLITE XT21-201 (89905)		EA	1		2 11
P 0 00061	6675-353-4123	FIELD PACK, CANVAS XT2-29 (89905)		EA	1	* * * *	2 10
X2 0 00062	6675-378-9496	HOOD, THEODOLITE XT2-68 (89905)		EA	1		1
X1 00063		HOOD: THEODOLITE COVER NT2-291B (89905)		EA	1		1 4
X2 0 00064		LEVER: HOOD STRAP T0-462 (89905)		EA	2		1 18
X2 0 00065		PIN: HOOD STRAP LEVER T0-464 (89905)		EA	4		1 19
X2 0 00066		RIVET: STRAP MTG DIN674-3X7 (89905)		EA	6		1 16
X2 0 00067	6675-961-8878	SPRING, LOCK: HOOD MTG T0-463A (89905)		EA	2		1 21
X2 0 00068	6675-831-0010	STRAP: HOOD MTG NT2-294A (89905)		EA	1		1 3
X2 0 00069		WAHER: STRAP MTG 6X3-2X0-5 (89905)		EA	6		1 17
00070		GROUP 67 - PRECISION INSTRUMENTS AND SYSTEMS, MECHANICAL, ELECTRICAL, ELECTRONIC					
00071		6700 - THEODOLITE					
X2 0 00072	6675-966-5788	TRIBRACH ASSEMBLY T21-2A59MIL (89905)		EA	1		
X2 0 00073	6675-374-2446	BASE TRIPOD XT2-50 (89905)		EA	1		
X2 0 00074	6675-966-5773	TRIBACH ASSEMBLY XT21-103MIL (89905)		EA	1		

(1)	(2)	(3)		(4)	(5)	(6)	(7)				(8)	
SMR CODE INDEX NO	FEDERAL STOCK NUMBER	DESCRIPTION  REFERENCE NO & MFR CODE	USABLE ON CODE	UNIT OF ISSUE	QTY INC IN UNIT PACK	QTY INC IN UNIT	15-DAY ORGANIZATIONAL MAINTENANCE ALW				(A) FIG NO	(B) ITEM NO
							(A) 1-5	(B) 6-20	(C) 21-50	(D) 51-100		
X2 0 00075	5305-378-9274	SCREW, ADS LEVELING CD9-3X5-5 (89905)		EA		3						
00076		6702 - OPTICS										
X2 0 00077		AUTO COLLIMATION EYEPIECE ASSEMBLY 12982-1 (89905)	B		1						4	
X2 0 00078		EYEPIECE ASSEMBLY X12982-101 (89905)	B	EA		1					4	1
X2 0 00079	6675-953-5833	EYEPIECE ASSEMBLY XT2-66 (89905)		EA		1					9	
X1 00080		LENS ASSEMBLY NT2-491-492 (89905)		EA		1					9	1
X1 00081		LENS NT2-491 (89905)		EA		1						
X1 00082		LENS NT2-492 (89905)		EA		1						
X1 00083		LENS NT2-493 (89905)		EA		1					9	3
X1 00084	6675-797-4559	SPACER, OPTICAL ELEMENT NT2-495 (89905)		EA		1					9	2
P 0 00085	6675-378-9497	EYEPIECE, TELESCOPE, DIAGONAL XT21-110 (89905)		EA		1	*	*	*	*	2	2
X1 00086	5315-417-9797	PIN: PRISM LEVER VSM12770-1X5 (89905)		EA		1						
P 0 00087	6650-624-3686	LENS, TELESCOPE: BLACK XT2-92 (89905)		EA		1	*	*	*	*	2	5
X1 00088		MOUNT: LENS T1-426 (89905)		EA		1						
X1 00089		SUNGLASS T2-285F (89905)		EA		1						

(1)	(2)	(3)		(4)	(5)	(6)	(7)				(8)	
SMR CODE INDEX NO	FEDERAL STOCK NUMBER	DESCRIPTION  REFERENCE NO & MFR CODE	USABLE ON CODE	UNIT OF ISSUE	QTY INC IN UNIT PACK	QTY INC IN UNIT	15-DAY ORGANIZATIONAL MAINTENANCE ALW				(A) FIG NO	(B) ITEM NO
							(A) 1-5	(B) 6-20	(C) 21-50	(D) 51-100		
X2 0 00090	6675-353-4092	MIRROR, HORIZONTAL CIRCLE ILLUMINATION NT2-58A59B60 (89905)		EA		2					3	
X1 00091		MOUNT: MIRROR NT2-59B (89905)		EA		2					3	2
X1 00092		SLEEVE: ILLUMINATION MIRROR NT2-58A (89905)		EA		2					3	1
00093		6703 - MECHANICAL, STRUCTURAL, AND PRECISION PARTS										
P O 0093A	1440-961-9686	ADAPTER, EYEPIECE ASSEMBLY 10102202 (09786)	C	EA		1	*	*	2	2	11	
X1 0093B	1440-077-1586	CONNECTOR 10102204 (09786)	C	EA							11	3
X1 0093C		HOLDER, LAMP 10010918 (09786)	C	EA		1						
X1 0093D		RING 10010898 (09786)	C	EA		1						
X1 0093E	1440-077-8703	RING 10102205 (09786)	C	EA		1					11	4
X1 0093F		SCREW, CAP 10102206 (09786)	C	EA		1					11	2
X1 0093G		SLEEVE 10010897 (09786)	C	EA		1						
X1 0093H		SLEEVE 10102203 (09786)	C	EA		1					11	
X1 0093I	6250-757-6066	SOCKET ASSEMBLY 10010896 (09786)	C	EA		1					11	6
P O 0093J		CLAMP ASSEMBLY 10014716 (09786)	C	EA		1	*	*	2	2	10	
X1 0093K	1440-757-6065	BLOCK 10017414 (09786)	C	EA		1					10	3

(1)	(2)	(3)		(4)	(5)	(6)	(7)				(8)	
SMR CODE INDEX NO	FEDERAL STOCK NUMBER	DESCRIPTION  REFERENCE NO & MFR CODE	USABLE ON CODE	UNIT OF ISSUE	QTY INC IN UNIT PACK	QTY INC IN UNIT	15-DAY MAINTENANCE (A) 1-5	ORGANIZATIONAL ALW (B) 6-20	(C) 21-50	(D) 51-100	(A) FIG NO	(B) ITEM NO
X1 0093L		SCREW MS51957-15 (96906)	C	EA		1					10	1
X1 0093M	1440-756-5942	YOKE 10017417 (09786)	C	EA		1					10	2
X2 0 00094		EYEPIECE, MICROSCOPE XT2-25MIL (89905)		EA		1					3	
X1 00095		KNOB: EYEPIECE NT2-131 (89905)		EA		1					3	5
X1 00096		MOUNT: LENS ASSEMBLY NT2-128A (89905)		EA		1					3	3
X1 00097		SLEEVE: LENS ASSEMBLY NT2-130 (89905)		EA		1					3	4
P 0 00098	6675-378-9498	EYEPIECE, MICROSCOPE, DIAGONAL XT21-111 (89905)		EA		1	*	*	*	*	2	1
X1 00099	5315-417-9797	PIN: LEVER MTG VSM12770-1X5 (89905)		EA		1						
P 0 00100	6675-961-0073	SUNSHADE: TELESCOPE NT2-427A (89905)		EA		1	*	*	*	*		
00101		6704 - BATTERIES										
P 0 00102	6675-378-9502	BATTERY BOX ASSEMBLY XT2-74 (89905)		EA		1	*	*	*	*	5	
X2 0 00103	6135-930-6273	BATTERY BOX EB300 (89905)		EA		1					5	
P 0 00104	6135-781-1099	BATTERY, DRY CELL: 1.5 VOLT MS6135-1 (89905)		EA		4	2	4	8	17	5	14
P 0 00105	6135-937-4118	BATTERY, POWER SUPPLY GEB10-000-000 (89905)		EA		2	*	*	*	2	5	5
X1 00106		AXLE: DUMMY BATTERY EB324 (89905)		EA		2					5	3
X1 00107		BODY, BATTERY EB323 (89905)		EA		2					5	2

(1)	(2)	(3)		(4)	(5)	(6)	(7)				(8)	
SMR CODE INDEX NO	FEDERAL STOCK NUMBER	DESCRIPTION  REFERENCE NO & MFR CODE	USABLE ON CODE	UNIT OF ISSUE	QTY INC IN UNIT PACK	QTY INC IN UNIT	15-DAY ORGANIZATIONAL MAINTENANCE ALW				(A) FIG NO	(B) ITEM NO
							(A) 1-5	(B) 6-20	(C) 21-50	(D) 51-100		
X1 00108		NUT: DUMMY BATTERY EB326 (89905)		EA		2					5	4
X1 00109		WASHER: DUMMY BATTERY EB325 (89905)		EA		2					5	1
X1 00110		CASE: BATTERY BOX EB301B (89905)		EA		1					5	9
X1 00111		INSULATION: BATTERY BOX EB328 (89905)		EA		1					5	13
X1 00112		INSULATION: CONTACT EB306A (89905)		EA		1					5	12
X1 00113		KNOB: LEVER EB303 (89905)		EA		1					5	6
X1 00114		KNOB: RHEOSTAT EB310 (89905)		EA		1					5	10
X1 00115		LEVER: CONNECTOR COVER EB302 (89905)		EA		1					5	7
X1 00116		WASHER: RHEOSTAT KNOB EB309 (89905)		EA		1					5	11
P 0 00117	6150-378-9500	LEAD, ELECTRICAL: HANDLIGHT XT2-72 (89905)		EA		1	*	*	2	2	6	
P 0 00118	6240-389-6453	LAMP, INCANDESCENT: BATTERY BOX HE1-57 (89905)		EA		3	SEE GRP 9901				5	8
		6705 - FUSES AND LAMPS										
P 0 00120	6675-863-7471	FITTING, LAMP T21-4W (89905)	A	EA		2	*	*	2	2	6	
X1 00121		BUSHING, HOUSING T21-135 (89905)	A	EA		8					6	1
X1 00122		HOUSING, LAMP FITTING T21-131 (89905)	A	EA		2					6	2

(1)	(2)	(3)		(4)	(5)	(6)	(7)				(8)	
SMR CODE INDEX NO	FEDERAL STOCK NUMBER	DESCRIPTION  REFERENCE NO & MFR CODE	USABLE ON CODE	UNIT OF ISSUE	QTY INC IN UNIT PACK	QTY INC IN UNIT	15-DAY ORGANIZATIONAL MAINTENANCE ALW				ILLUS- TRATION (A) FIG NO	(B) ITEM NO
							(A) 1-5	(B) 6-20	(C) 21-50	(D) 51-100		
X1 00123		HOUSING, LOOP: HANDLIGHT T2-635F (89905)	A	EA		2					6	5
P 0 00124	6240-389-6453	LAMP, INCANDESCENT: HANLIGHT, 4 VOLT HE1-57 (89905)	A	EA		2	*	*	*	2	6	3
X1 00125		SOCKET, LAMP: HANDLIGHT T2-636 (89905)	A	EA		2					6	4
X2 0 00126	6675-083-4760	FITTING, LAMP T21-4G (89905)	B	EA		2					6	
X1 00127		BUSHING, HOUSING T21-135 (89905)	B	EA		8					6	1
X1 00128		HOUSING, LAMP FITTING T21-131 (89905)	B	EA		2					6	2
X1 00129		HOUSING, LOOP: HANDLIGHT T2-635F (89905)	B	EA		2					6	5
P 0 00130	6240-389-6453	LAMP, INCANDESCENT: HANDLIGHT, 4 VOLT HE1-57 (89905)	B	EA		2	SEE GRP 9901				6	3
X1 00131		SOCKET, LAMP: HANDLIGHT T2-636 (89905)	B	EA		2					6	4
X2 0 00132		ILLUMINATION, AUTO COLLIMATION EYEPIECE EB220-125 (89905)	B	EA		1					4	
X1 00133		HOUSING, ILLUMINATION EB224-225-226 (89905)	B	EA		1					4	4
X1 00134		INSULATION, ILLUMINATION EB223 (89905)	B	EA		1						
P 0 00135	6240-389-6453	LAMP, 4 VOLT: ILLUMINATION HE1-57 (89905)	B	EA		1	SEE GRP 9901				4	3
X1 00136		SOCKET, ILLUMINATION EB222 (89905)	B	EA		1						
X1 00137		TUBE, CONNECTOR: ILLUMINATION TO AUTO COLLIMATION EYEPIECE EB221 (89905)	B	EA		1					4	2

(1)	(2)	(3)		(4)	(5)	(6)	(7)				(8)	
SMR CODE INDEX NO	FEDERAL STOCK NUMBER	DESCRIPTION  REFERENCE NO & MFR CODE	USABLE ON CODE	UNIT OF ISSUE	QTY INC IN UNIT PACK	QTY INC IN UNIT	15-DAY MAINTENANCE (A) 1-5	ORGANIZATIONAL ALW (B) 6-20	(C) 21-50	(D) 51-100	(A) FIG NO	(B) ITEM NO
P 0 0137A	6240-269-0929	LAMP, INCANDESCENT MS15611-5 (96906)	C	EA		1	2	3	5	10	11	5
P 0 0137B	6240-775-6399	LAMP, INCANDESCENT 10009795 (09786)	C	EA		1	2	3	5	10		
P 0 00138	6675-997-4335	LIGHT, HAND XT2-73 (89905)		EA		1	*	*	*	*	6	
X1 00139	6675-378-9292	HOUSING, HANDLIGHT EB151 (89905)		EA		1					6	8
P 0 00140	6240-389-6453	LAMP, INCANDESCENT: HANDLIGHT HE1-57 (89905)		EA	1	SEE GRP 9901					6	3
X1 00141		TUBE, HANDLIGHT EB132 (89905)		EA		1					6	9
X1 00142		TUBE, HANDLIGHT EB133A (89905)		EA		1					6	6
X1 00143		TUBE, HANDLIGHT EB136 (89905)		EA		1					6	10
X1 00144	6675-378-9293	TUBE, HANDLIGHT EB152 (89905)		EA		1					6	7
0144A		6713 - MISCELLANEOUS WIRING AND FITTINGS										
P 0 0144B		CABLE 10194010 (09786)	C	EA		2	*	*	*	*	11	7
X2 0 0144C	5935-378-9285	PLUG EB125 (89905)	C	EA		2					11	8
00145		6718 - COMPASS AND LEVEL										
P 0 00146	5210-238-3299	PLUMB BOB ASSEMBLY XT2-35 (89905)		EA		1	*	*	*	*	7	
X2 0 00147		PLUMB BOB 3A32A (89905)		EA		1					7	6
X2 0 00148	5210-937-7756	RING, PLUMB BOB T2-501 (89905)		EA		1					7	4
X2 0 00149	5210-937-7755	SLIDE, ADJUSTING: PLUMB BOB 3A39A (89905)		EA		1					7	5



(1)	(2)	(3)	(4)	(5)	(6)	(7)	(8)
SMR CODE INDEX NO	FEDERAL STOCK NUMBER	DESCRIPTION  REFERENCE NO & MFR CODE	USABLE ON CODE	QTY INC IN UNIT PACK	QTY INC IN UNIT	15-DAY ORGANIZATIONAL MAINTENANCE ALW (A) (B) (C) (D) 1-5 6-20 21-50 51-100	ILLUS- TRATION (A) (B) FIG ITEM NO NO
M 0 00150		STRING, PLUMB BOB 3A40 (89905)		EA	1		7 2
P 0 00151	4020-270-1659	MANUFACTURE FROM: CORD, LINEN (6 FT REQUIRED)		YD		SEE GRP 9501	
X2 0 00152		TUBE, BAYONET: PLUMB BOB 3A54A (89905)		EA	1		7 1
00153		6719 - TRIPODS					
X2 0 00154		BRACKET, BATTERY BOX 3B40A (89905)		EA	1		8 7
X2 0 00155		BRACKET, CAP 3B85 (89905)		EA	1		8 6
X2 0 00156		COVER, TRIPOD HEAD 3A63A (89905)		EA	1		8 11
X2 0 00157	6675-446-1983	SCREW, WOOD VSM12801-3X20 (89905)		EA	8		8 4
X2 0 00158		TRIPOD, SURVEYING 111B (89905)		EA	1		8
X2 0 00159		CLAMP ASSEMBLY, LEG 3B50 (89905)		EA	3		8
X1 00160		CLAMP: TRIPOD 3B14B (89905)		EA	3		8 21
X1 00161		GUIDE: LEG 3B45 (89905)		EA	6		8 19
X1 00162	6675-897-9074	SCREW, WING: CLAMP MTG 3B17A (89905)		EA	3		8 23
X2 0 00163	5305-647-0935	SCREW, WOOD: GUIDE MTG VSM12801-4X18 (89905)		EA	12		8 18
X1 00164		SHOE, TRIPOD LEG 3B16A (89905)		EA	3		8 22

(1)	(2)	(3)	(4)	(5)	(6)	(7)	(8)
SMR CODE INDEX NO	FEDERAL STOCK NUMBER	DESCRIPTION  REFERENCE NO & MFR CODE	USABLE ON CODE	QTY INC IN UNIT PACK	QTY INC IN UNIT	15-DAY ORGANIZATIONAL MAINTENANCE ALW (A) (B) (C) (D) 1-5 6-20 21-50 51-100	ILLUS- TRATION (A) (B) FIG ITEM NO NO
X1 00165		SPRING, LOCK: CLAMP HM1-23 (89905)		EA	3		8 20
X2 0 00166	6675-378-9503	HEAD ASSEMBLY, TRIPOD XT2-75 (89905)		EA	1		8
X2 0 00167	5306-353-4141	BOLT, MACHINE: TRIPOD LEG MTG BA1- 8X17 (89905)		EA	6		8 27
X2 0 00168		BRACKET: TRIPOD HEAD 3A57 (89905)		EA	1		8 12
X1 00169	6675-647-0914	CLAMP, LEG: TRIPOD LEGS 3A11 (89905)		EA	3		8 28
X1 00170		HEAD ASSEMBLY 3A50B51A (89905)		EA	1		8 10
X2 0 00171	5310-560-1986	NUT, PLAIN, HEXAGON: LEGS TO HEAD MTG 1A6 (89905)		EA	3		8 16
X2 0 00172	6675-860-0169	PIN: HEAD SCREW MTG VSM12271-2-5X6 (89905)		EA	3		8 8
X2 0 00173	6675-996-3694	SCREW, CENTER: THEODOLITE MTG 1A37 (89905)		EA	1		8 14
X2 0 00174		SCREW, LEVELING: LEG HOUSING MTG CB1-3LX4-7		EA	3		8 15
X2 0 00175	5305-831-0147	SCREW, MACHINE: BRACKET MTG CAA1-6X10 (89905)		EA	1		8 13
X2 0 00176	5305-378-9518	SCREW, TRIPOD HEAD MOUNTING 2A36A (89905)		EA	1		8 9
X2 0 00177	6675-804-7342	SCREW, WOOD: LEG TO HOUSING MTG VSM12802-2-6X18 (89905)		EA	6		8 29
X2 0 00178		LEG ASSEMBLY, TRIPOD XT21-100 (89905)		EA	3		8
X2 0 00179	6675-927-4261	BELT, LEATHER: TRIPOD TIEDOWN 3B23 (89905)		EA	1		8 1

(1)	(2)	(3)	(4)	(5)	(6)	(7)	(8)
SMR CODE INDEX NO	FEDERAL STOCK NUMBER	DESCRIPTION  REFERENCE NO & MFR CODE	USABLE ON CODE	QTY INC IN UNIT PACK	QTY INC IN UNIT	15-DAY ORGANIZATIONAL MAINTENANCE ALW (A) (B) (C) (D) 1-5 6-20 21-50 51-100	ILLUS- TRATION (A) (B) FIG ITEM NO NO
X1 00180	6675-647-0927	LEG, LOWER: TRIPOD 3B13A (89905)		EA	6		8 33
X1 00181	6675-647-0926	LEG, UPPER: TRIPOD 3B12B (89905)		EA	6		8 17
X2 0 00182	5310-647-0924	NUT: SHOE MTG 1A10 (89905)		EA	3		8 26
X1 00183		PLATE, STOP: LEG MTG 3B30 (89905)		EA	3		8 31
X1 00184		PLATE, STOP: LEG MTG 3B31 (89905)		EA	3		8 32
X2 0 00185		SCREW, CAP, HEXAGON HEAD: SHOE MTG BA3-8X34-5 (89905)		EA	3		8 24
X2 0 00186	5305-066-7073	SCREW, MACHINE: STOP PLATE MTG DIN88-4X2-6 (89905)		EA	6		8 30
X2 0 00187	6675-804-7341	SCREW, WOOD: BELT MTG VSM12800-3-5X18 (89905)		EA	2		8 2
X1 00188		SHOE: TRIPOD LEG 3B42A (89905)		EA	3		8 25
X2 0 00189		WASHER: BELT MTG 8X4-2X0-5 (89905)		EA	2		8 3
X1 00190	6675-647-0925	WEDGE: TROPOD LEG 3B21 (89905)		EA	3		8 34
00191		GROUP 95 - GENERAL STANDARDIZED PARTS					
00192		9501 - BULK MATERIEL					
P 0 00193	8330-965-1725	CHAMOIS, LEATHER: SUED FINISH, SIZE MEDIUM (7-1/2 IN. X 7 1/2 IN. REQUIRED)		FT		* * * *	
P 0 00194	4020-270-1659	CORD, LIN. MSS4020-2 (08288)		YD		* * * *	

(1)	(2)	(3)		(4)	(5)	(6)	(7)				(8)	
SMR CODE INDEX NO	FEDERAL STOCK NUMBER	DESCRIPTION  REFERENCE NO & MFR CODE	USABLE ON CODE	UNIT OF ISSUE	QTY INC IN UNIT PACK	QTY INC IN UNIT	15-DAY ORGANIZATIONAL MAINTENANCE ALW				(A)	(B)
							(A)	(B)	(C)	(D)	FIG NO	(B) ITEM NO
							1-5	6-20	21-50	51-100		
00195		GROUP 99 - PARTS PECULIAR										
00196		9901 - MULTI-LISTED PARTS										
P 0 00197	6240-389-6453	LAMP, INCANDESCENT HE1-57 (89905)	A	EA	2	*	*	*		2		
P 0 00198	6240-389-6453	LAMP, INCANDESCENT	B	EA	3	*	*	2		2		
P 0 00199	6240-389-6453	LAMP, INCANDESCENT: 4 VOLT, NO. 43		EA	4	*	*	2		2		

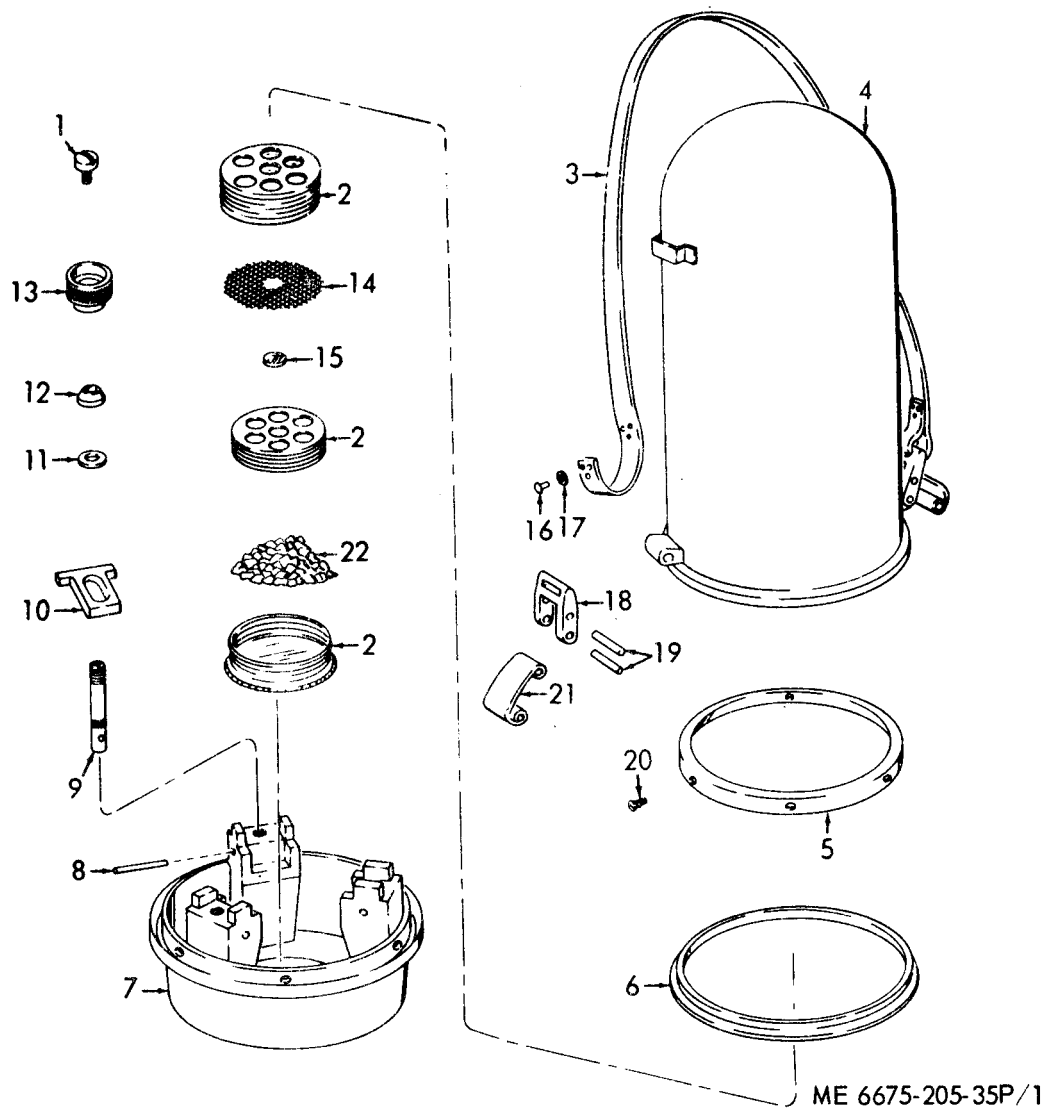


Figure 1. Theodolite Hood and Ground Plate.

INDEX TO PARTS, FIGURE 1

Reference Number	Functional Group	Item Name	Reference Number	Functional Group	Item Name
1	1808	SCREW	12	1808	WASHER
2	1808	CONTAINER	13	1808	NUT
3	1808	STRAP	14	1808	SCREEN
4	1808	HOOD	15	1808	WINDOW
5	1808	COLLAR	16	1808	RIVET
6	1808	COLLAR	17	1808	WASHER
7	1808	BASE	18	1808	LEVER
8	1808	PIN	19	1808	PIN
9	1808	BOLT	20	1808	SCREW
10	1808	LEVER	21	1808	SPRING
11	1808	WASHER	22	1808	DESICCANT

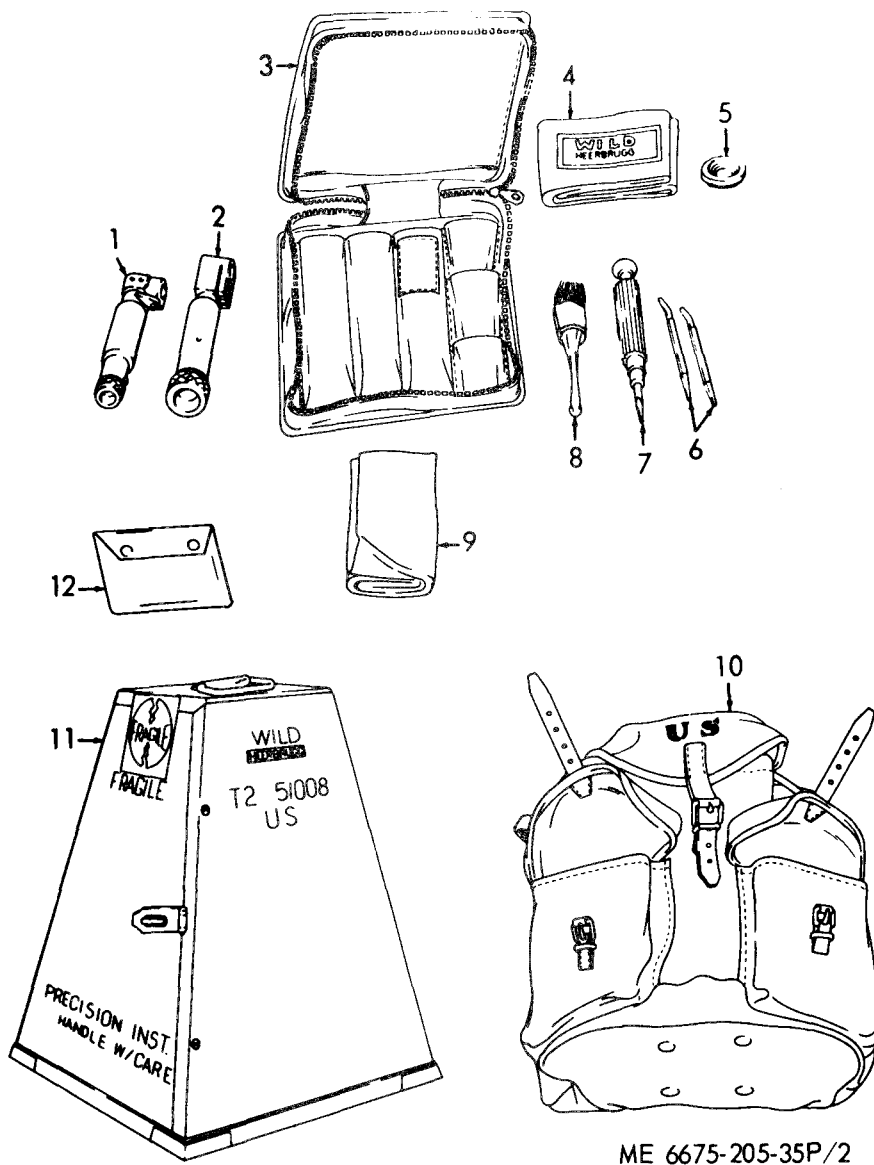
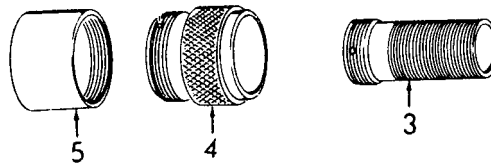
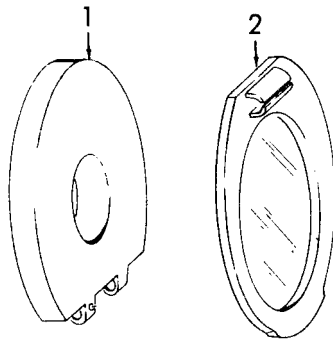


Figure 2. Accessory Shipping Cases and Field Pack.

INDEX TO PARTS, FIGURE 2

Reference Number	Functional Group	Item Name	Reference Number	Functional Group	Item Name
1	6703	EYEPIECE	7	1808	SCREWDRIVER
2	6702	EYEPIECE	8	1808	BRUSH
3	1808	CASE AY	9	1808	CHAMOIS
4	1808	COVER	10	1808	FIELD PACK
5	6702	LENS	11	1808	CASE
6	1808	PIN	12	1808	CONTAINER

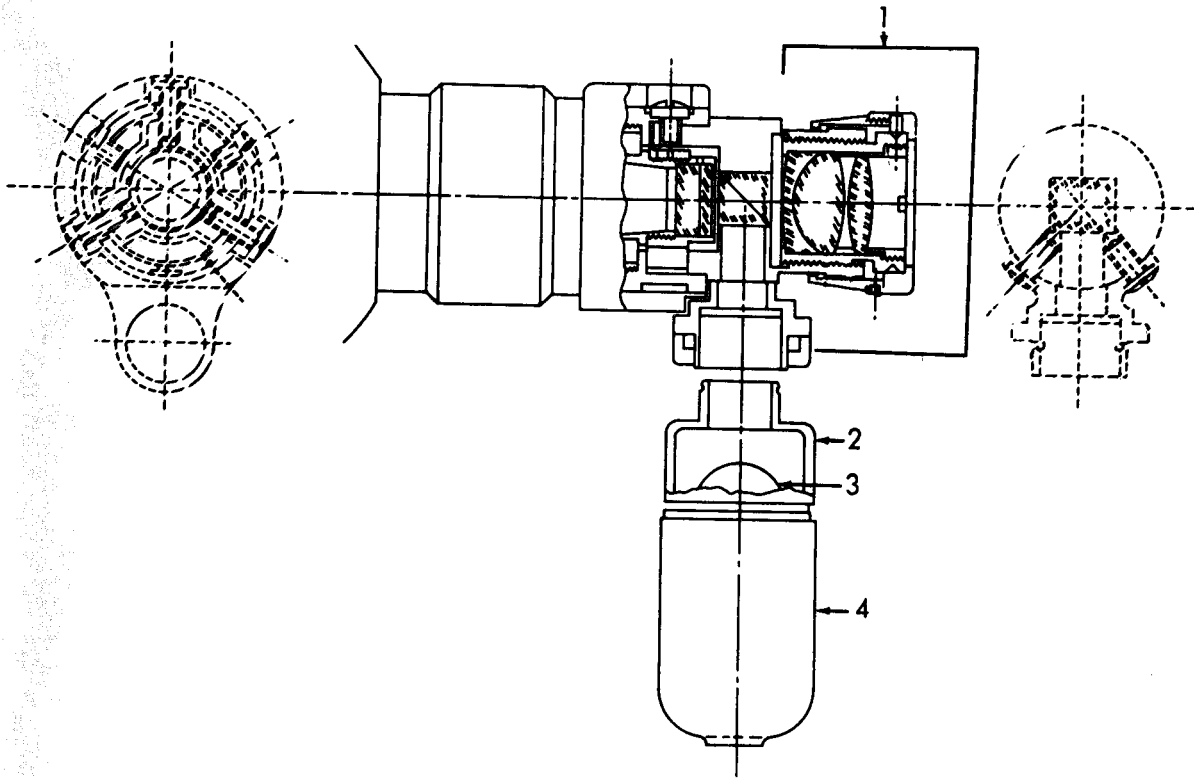


ME 6675-205-20P/3

Figure 3. Illumination, Mirror, Socket and Microscope.

INDEX TO PARTS, FIGURE 3

Reference Number	Functional Group	Item Name
1	6702	SLEEVE
2	6702	MOUNT
3	6703	MOUNT
4	6703	SLEEVE
5	6703	KNOB



ME 6675-205-20P/4

Figure 4. Auto Collimation Eyepiece.

INDEX TO PARTS, FIGURE 4

Reference Number	Functional Group	Item Name
1	6702	EYEPIECE
2	6705	TUBE
3	6705	LAMP
4	6705	HOUSING



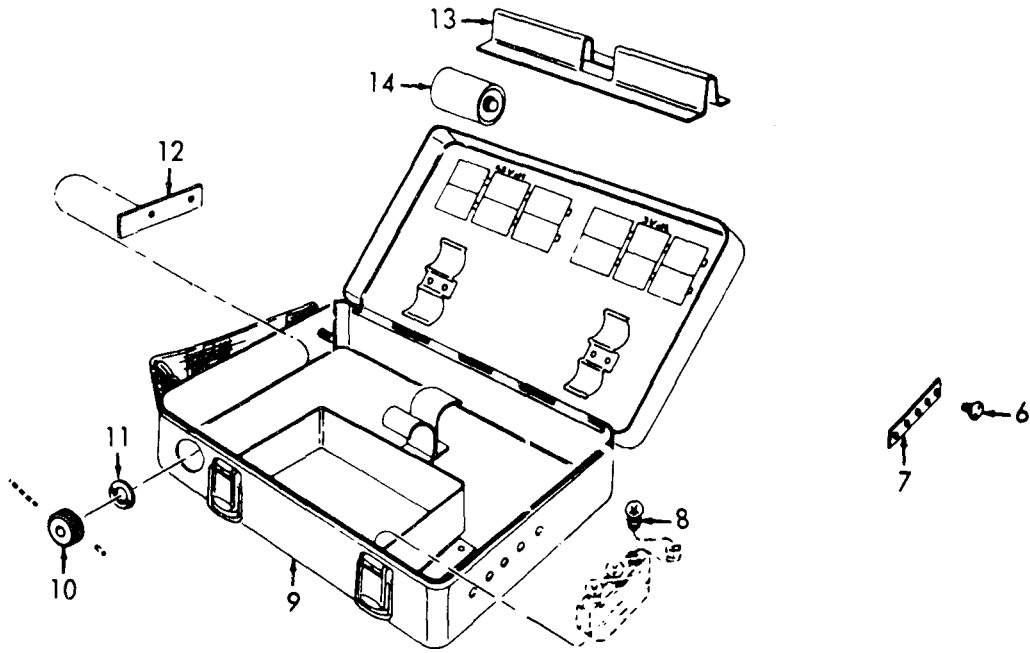


Figure 5. Battery Box.

INDEX TO PARTS, FIGURE 5

Reference Number	Functional Group	Item Name	Reference Number	Functional Group	Item Name
1	Deleted		8	6704	LAMP
2	Deleted		9	6704	CASE
3	Deleted		10	6704	KNOB
4	Deleted		11	6704	WASHER
5	Deleted		12	6704	INSULATION
6	6704	KNOB	13	6704	INSULATION
7	6704	LEVER	14	6704	BATTERY

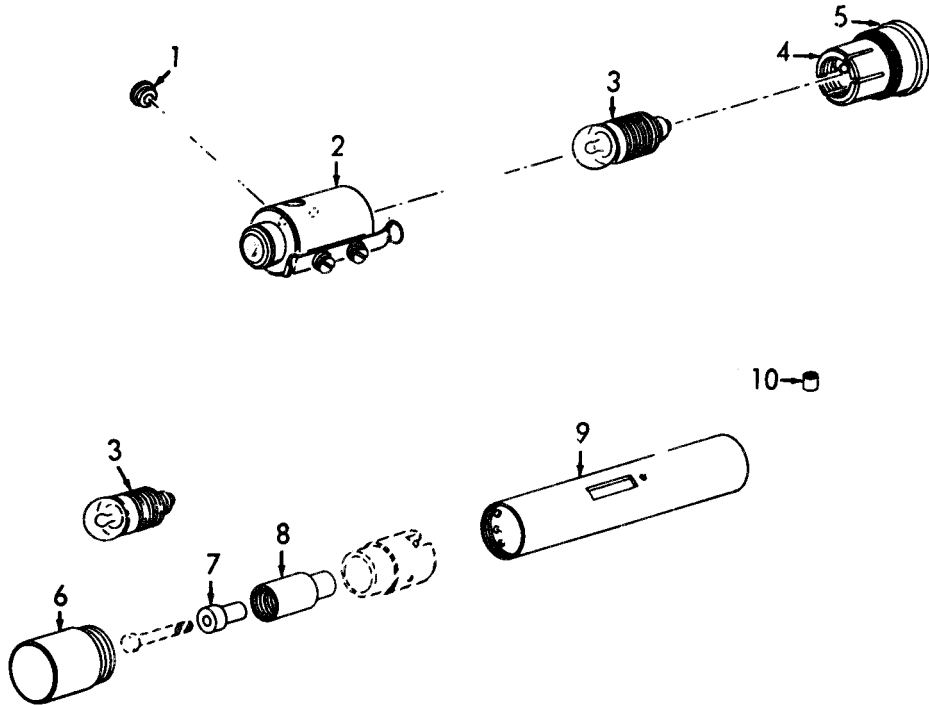


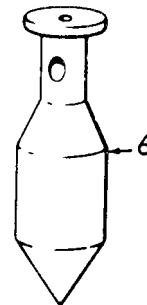

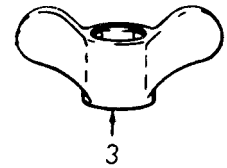
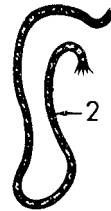
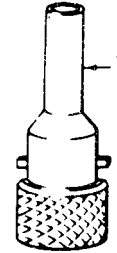
Figure 6. Hand Light.

INDEX TO PARTS, FIGURE 6

Reference Number	Functional Group	Item Name
1	6705	BUSHING
2	6705	HOUSING
3	6705	LAMP
4	6705	LAMP
5	6705	SOCKET
6	6705	HOUSING
7	6705	TUBE
8	6705	TUBE
9	6705	HOUSING
10	6705	TUBE
	6705	TUBE

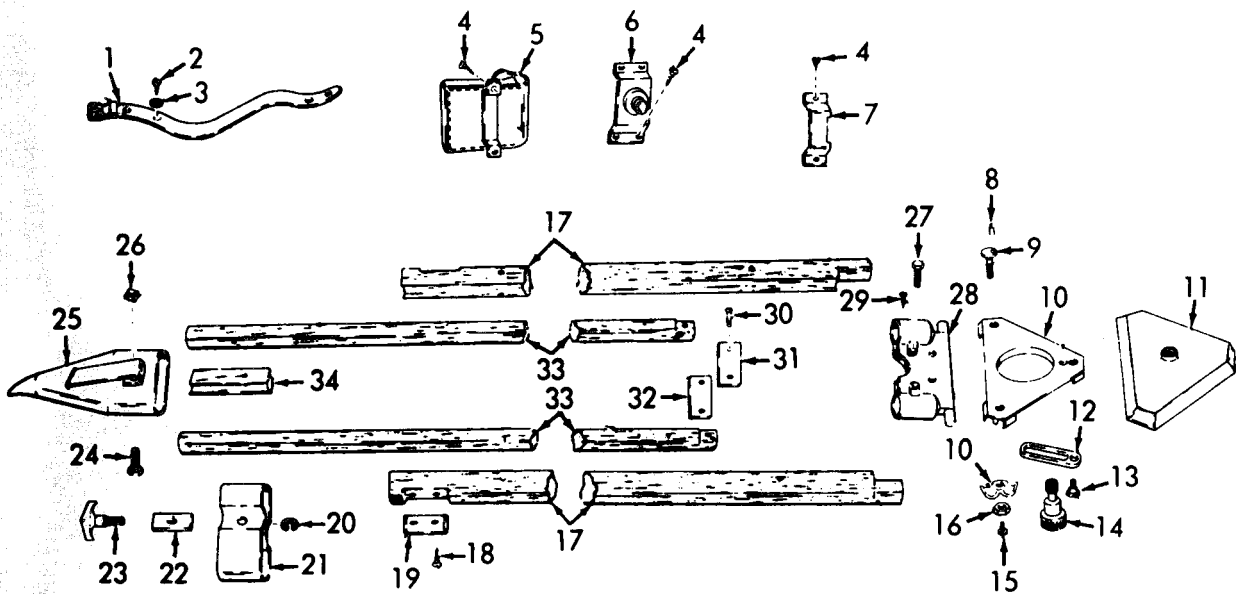
INDEX TO PARTS, FIGURE 7

Reference Number	Functional Group	Item Name
1	6718	TUBE
2	6718	STRING
3	1808	WRENCH
4	6718	RING
5	6718	SLIDE
6	6718	PLUMB BOB



ME 6675-205-35P/24

Figure 7. Plumb Bob and Tripod Wrench.

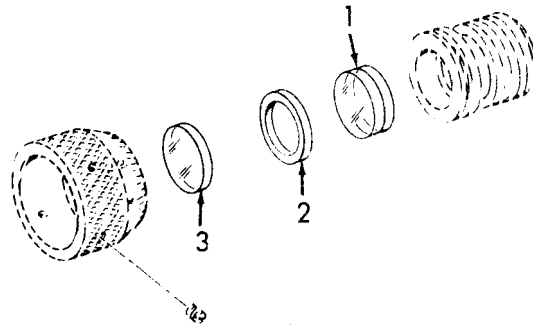


ME 6675-205-35P/26

Figure 8. Tripod.

INDEX TO PARTS, FIGURE 8

Reference Number	Functional Group	Item Name	Reference Number	Functional Group	Item Name
1	6719	BELT	18	6719	SCREW
2	6719	SCREW	19	6719	GUIDE
3	6719	WASHER	20	6719	SPRING
4	6719	SCREW	21	6719	CLAMP
5	1808	CASE AY	22	6719	SHOE
6	6719	BRACKET	23	6719	SCREW
7	6719	BRACKET	24	6719	SCREW
8	6719	PIN	25	6719	SHOE
9	6719	SCREW	26	6719	NUT
10	6719	HEAD AY	27	6719	BOLT
11	6719	COVER	28	6719	CLAMP
12	6719	BRACKET	29	6719	SCREW
13	6719	SCREW	30	6719	SCREW
14	6719	SCREW	31	6719	PLATE
15	6719	SCREW	32	6719	PLATE
16	6719	NUT	33	6719	LEG
17	6719	LEG	34	6719	WEDGE



ME 6675-205-20P/9

Figure 9. Telescope Eyepiece.

INDEX TO PARTS, FIGURE 9

Reference Number	Functional Group	Item Name
1	6702	LENS AY
2	6702	SPACER
3	6702	LENS

SECTION IV. INDEX-FEDERAL STOCK NUMBER AND REFERENCE NUMBER  
 CROSS-REFERENCE TO INDEX NUMBER

STOCK NUMBER	INDEX NUMBER	STOCK NUMBER	INDEX NUMBER
4020-270-1659	00151	6675-378-9365	00029
4020-270-1659	00194	6675-378-9365	00047
5120-278-9303	00022	6675-378-9401	0015
5120-429-2949	00023	6675-378-9496	00062
5210-238-3299	00146	6675-378-9497	00017
5210-937-7755	00149	6675-378-9497	00085
5210-937-7756	00148	6675-378-9498	00016
5305-066-7073	00186	6675-378-9498	00098
5305-378-9274	00075	6675-378-9502	00102
5305-378-9518	00176	6675-378-9503	00166
5305-647-0935	00163	6675-446-1762	00013
5305-831-0147	00175	6675-446-1986	00157
5306-353-4141	00167	6675-647-0914	00169
5310-378-9306	00040	6675-647-0925	00190
5310-378-9306	00053	6675-647-0926	00181
5310-560-1986	00171	6675-647-0927	00180
5310-647-0924	00182	6675-797-4559	00084
5315-417-9797	00086	6675-804-7341	00187
5315-417-9797	00099	6675-804-7342	00177
6135-781-1099	00104	6675-830-8689	00032
6135-930-6273	00103	6675-831-0010	00068
6135-937-4118	00105	6675-860-0169	00172
6150-378-9500	00117	6675-860-0171	00058
6240-389-6453	00118	6675-863-7471	00004
6240-389-6453	00124	6675-863-7471	00120
6240-389-6453	00130	6675-897-9074	00162
6240-389-6453	00135	6675-927-4261	00179
6240-389-6453	00140	6675-930-6253	00014
6240-389-6453	00197	6675-953-5833	00079
6240-389-6453	00198	6675-961-0073	00100
6240-389-6453	00199	6675-961-8878	00067
6650-624-3686	00020	6675-963-6365	00024
6650-624-3686	00087	6675-963-6366	00003
6675-083-4760	00018	6675-966-5773	00074
6675-083-4760	00126	6675-966-5788	00072
6675-353-4092	00090	6675-966-5793	00055
6675-353-4103	00021	6675-980-0118	00008
6675-353-4123	00061	6675-996-3694	00173
6675-374-2446	00073	6675-997-4335	00138
6675-378-9292	00139	6850-680-2233	00033
6675-378-9293	00144	7920-205-0565	00007
6675-378-9364	00036	8330-965-1725	00012
6675-378-9364	00049	8330-965-1725	00193

REFERENCE NO	MFG CODE	INDEX NO	REFERENCE NO	MFG CODE	INDEX NO
BA1-8X17	89905	00167	EB222	89905	00136
BA3-8X34-5	89905	00185	EB223	89905	00134
CAA1-6X10	89905	00175	EB224-225-226	89905	00133
CB1-3LX4-7	89905	00174	EB300	89905	00103
CB18-3LX4X7	89905	00052	EB301B	89905	00110
CB18-36X4-7	89905	00039	EB302	89905	00115
CD9-3X5-5	89905	00075	EB303	89905	00113
DIN63-2X5	89905	00038	EB306A	89905	00112
DIN63-2X5	89905	00051	EB309	89905	00116
DIN674-3X7	89905	00066	EB310	89905	00114
DIN674-3X7-5	89905	00058	EB323	89905	00107
DIN88-4X2-6	89905	00186	EB324	89905	00106
EB132	89905	00141	EB325	89905	00109
EB133A	89905	00142	EB326	89905	00108
EB136	89905	00143	EB328	89905	00111
EB151	89905	00139	GEB10-000-000	89905	00105
EB152	89905	00144	HDB1-39	89905	00014
EB220-125	89905	00019	HDF3-4	89905	00013
EB220-125	89905	00132	HDT1-11	89905	00041
EB221	89905	00137	HE1-57	89905	00118

SECTION V. INDEX-FEDERAL STOCK NUMBER AND REFERENCE NUMBER  
 CROSS-REFERENCE TO INDEX NUMBER (CONTINUED)

REFERENCE NO	MFG CODE	INDEX NO	REFERENCE NO	MFG CODE	INDEX NO
HE1-57	89905	00124	T21-251	89905	00009
HE1-57	89905	00130	T21-251G	89905	00008
HE1-57	89905	00135	T21-4G	89905	00018
HE1-57	89905	00140	T21-4G	89905	00126
HE1-57	89905	00197	T21-4W	89905	00004
HM1-23	89905	00165	T21-4W	89905	00120
HM4-3	89905	00022	VSM12271-2-5X6	89905	00172
LT405	89905	00040	VSM12770-1X5	89905	00086
LT405	89905	00053	VSM12770-1X5	89905	00099
MSS4020-2	08288	00194	VSM127702-5X14	89905	00046
MSS6135-1	89905	00104	VSM127702-5X24	89905	00028
MSS6850-11	08288	00033	VSM12800-3-5X18	89905	00187
NT1-893	89905	00032	VSM12801-3X20	89905	00157
NT1-893-894-895	89905	00031	VSM12801-4X18	89905	00163
NT1-894	89905	00034	VSM12802-2-6X18	89905	00177
NT1-895	89905	00035	XT2-25MIL	89905	00094
NT2-128A	89905	00096	XT2-29	89905	00061
NT2-130	89905	00097	XT2-35	89905	00146
NT2-131	89905	00095	XT2-50	89905	00073
NT2-283	89905	00036	XT2-66	89905	00079
NT2-283	89905	00049	XT2-68	89905	00062
NT2-284A	89905	00029	XT2-72	89905	00117
NT2-284A	89905	00047	XT2-73	89905	00138
NT2-291B	89905	00063	XT2-74	89905	00102
NT2-294A	89905	00068	XT2-75	89905	00166
NT2-295A	89905	00030	XT2-92	89905	00020
NT2-295A	89905	00048	XT2-92	89905	00087
NT2-427A	89905	00100	XT21-103MIL	89905	00074
NT2-491	89905	00081	XT21-108MIL	89905	00024
NT2-491-492	89905	00080	XT21-100	89905	00178
NT2-492	89905	00082	XT21-109CMIL	89905	00005
NT2-493	89905	00083	XT21-109MIL	89905	00003
NT2-495	89905	00084	XT21-110	89905	00017
NT2-549	89905	00015	XT21-110	89905	00085
NT2-551A	89905	00010	XT21-111	89905	00016
NT2-58A	89905	00092	XT21-111	89905	00098
NT2-58A59B60	89905	00090	XT21-201	89905	00060
NT2-59B	89905	00091	XT21-326CMIL	89905	00042
TO-462	89905	00064	X12982-101	89905	00078
T0-463A	89905	00067	1A10	89905	00182
T0-464	89905	00065	1A37	89905	00173
T1-426	89905	00088	1A6	89905	00171
T2-285F	89905	00089	111B	89905	00158
T2-501	89905	00148	12X3-2X1	89905	00059
T2-635F	89905	00123	12982-1	89905	00077
T2-635F	89905	00129	15X8-2X0-7	89905	00054
T2-636	89905	00125	2A36A	89905	00176
T21-131	89905	00122	3A11	89905	00169
T21-131	89905	00128	3A29	89905	00023
T21-135	89905	00121	3A32A	89905	00147
T21-135	89905	00127	3A39A	89905	00149
T21-141	89905	00044	3A40	89950	00150
T21-141-142A	89905	00043	3A50B51A	89905	00170
T21-142A	89905	00027	3A54A	89905	00152
T21-142A	89905	00045	3A55	89905	00021
T21-143A	89905	00037	3A57	89905	00168
T21-143A	89905	00050	3A63A	89905	00156
T21-2A59MIL	89905	00072	3B12B	89905	00181
T21-201	89905	00026	3B13A	89905	00180
T21-201-142A	89905	00025	3B14B	89905	00160

SECTION V. INDEX-FEDERAL STOCK NUMBER AND REFERENCE NUMBER  
 CROSS-REFERENCE TO INDEX NUMBER (Continued)

<u>REFERENCE NO.</u>	<u>MFG CODE</u>	<u>INDEX NO.</u>	<u>REFERENCE NO.</u>	<u>MFG CODE</u>	<u>INDEX NO.</u>
3B16A	89905	00164	3B36	89905	00056
3B17A	89905	00161	3B40A	89905	00154
3B17A	89905	00162	3B42A	89905	00188
3B21	89905	00190	3B45	89905	00161
3B23	89905	00179	3B50	89905	00159
3B30	89905	00183	3B85	89905	00154
3B31	89905	00184	3B85	89905	00155
3B35A	89905	00057	6X3-2X0-5	89905	00069
3B35A36	89905	00055	8X4-2X0-5	89905	00189



By Order of the Secretary of the Army:

W.C. WESRMORELAND,  
*General, United States Army.*  
*Chief of Staff.*

Official:

KENNETH G. WICKHAM

*Major General, United States Army.*

*The Adjutant General*

Distribution:

To be distributed in accordance with DA Form 12-25, Section I, organizational maintenance requirements for Mapping and Surveying equipment.

U.S. GOVERNMENT PRINTING OFFICE: 1970-397091/80



# THE METRIC SYSTEM AND EQUIVALENTS

## WEIGHT MEASURE

1 Centimeter = 10 Millimeters = 0.01 Meters = 0.3937 Inches  
 1 Meter = 100 Centimeters = 1000 Millimeters = 39.37 Inches  
 1 Kilometer = 1000 Meters = 0.621 Miles

## WEIGHTS

1 Gram = 0.001 Kilograms = 1000 Milligrams = 0.035 Ounces  
 1 Kilogram = 1000 Grams = 2.2 lb.  
 1 Metric Ton = 1000 Kilograms = 1 Megagram = 1.1 Short Tons

## LIQUID MEASURE

1 Milliliter = 0.001 Liters = 0.0338 Fluid Ounces  
 1 Liter = 1000 Milliliters = 33.82 Fluid Ounces

## SQUARE MEASURE

1 Sq. Centimeter = 100 Sq. Millimeters = 0.155 Sq. Inches  
 1 Sq. Meter = 10,000 Sq. Centimeters = 10.76 Sq. Feet  
 1 Sq. Kilometer = 1,000,000 Sq. Meters = 0.386 Sq. Miles

## CUBIC MEASURE

1 Cu. Centimeter = 1000 Cu. Millimeters = 0.06 Cu. Inches  
 1 Cu. Meter = 1,000,000 Cu. Centimeters = 35.31 Cu. Feet

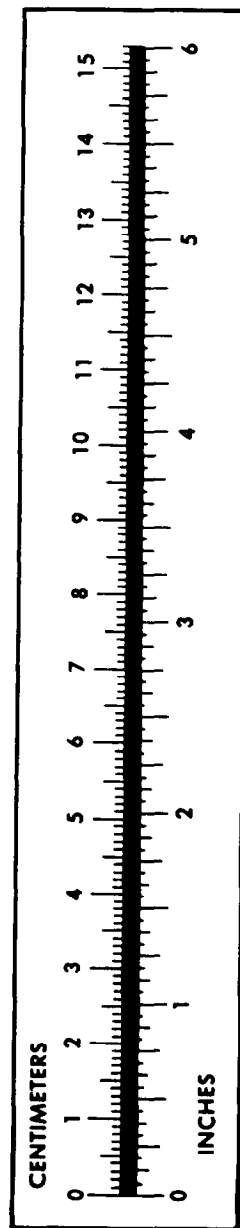
## TEMPERATURE

$5/9(^{\circ}\text{F} - 32) = ^{\circ}\text{C}$   
 212° Fahrenheit is equivalent to 100° Celsius  
 90° Fahrenheit is equivalent to 32.2° Celsius  
 32° Fahrenheit is equivalent to 0° Celsius  
 $9/5^{\circ}\text{C} + 32 = ^{\circ}\text{F}$

## APPROXIMATE CONVERSION FACTORS

TO CHANGE	TO	MULTIPLY BY
Inches	Centimeters	2.540
Feet	Meters	0.305
Yards	Meters	0.914
Miles	Kilometers	1.609
Square Inches	Square Centimeters	6.451
Square Feet	Square Meters	0.093
Square Yards	Square Meters	0.836
Square Miles	Square Kilometers	2.590
Acres	Square Hectometers	0.405
Cubic Feet	Cubic Meters	0.028
Cubic Yards	Cubic Meters	0.765
Fluid Ounces	Milliliters	29.573
its	Liters	0.473
arts	Liters	0.946
allons	Liters	3.785
Ounces	Grams	28.349
Pounds	Kilograms	0.454
Short Tons	Metric Tons	0.907
Pound-Feet	Newton-Meters	1.356
Pounds per Square Inch	Kilopascals	6.895
Miles per Gallon	Kilometers per Liter	0.425
Miles per Hour	Kilometers per Hour	1.609

TO CHANGE	TO	MULTIPLY BY
Centimeters	Inches	0.394
Meters	Feet	3.280
Meters	Yards	1.094
Kilometers	Miles	0.621
Square Centimeters	Square Inches	0.155
Square Meters	Square Feet	10.764
Square Meters	Square Yards	1.196
Square Kilometers	Square Miles	0.386
Square Hectometers	Acres	2.471
Cubic Meters	Cubic Feet	35.315
Cubic Meters	Cubic Yards	1.308
Milliliters	Fluid Ounces	0.034
Liters	Pints	2.113
Liters	Quarts	1.057
ers	Gallons	0.264
ms	Ounces	0.035
ograms	Pounds	2.205
Metric Tons	Short Tons	1.102
Newton-Meters	Pounds-Feet	0.738
Kilopascals	Pounds per Square Inch	0.145
ometers per Liter	Miles per Gallon	2.354
ometers per Hour	Miles per Hour	0.621



**PIN: 026264-002**